
Electronic Reporting of Commercial Landings

NC Marine Fisheries Commission
May 2011



Current Data Reporting Methods



Daily

Quota Monitoring


Summer Flounder

Black Sea Bass

Spiny Dogfish

Striped Bass

River Herring



Weekly and
Bimonthly

Quota monitoring
Tracking landings

Federally permitted
dealers

Federally quota
managed species



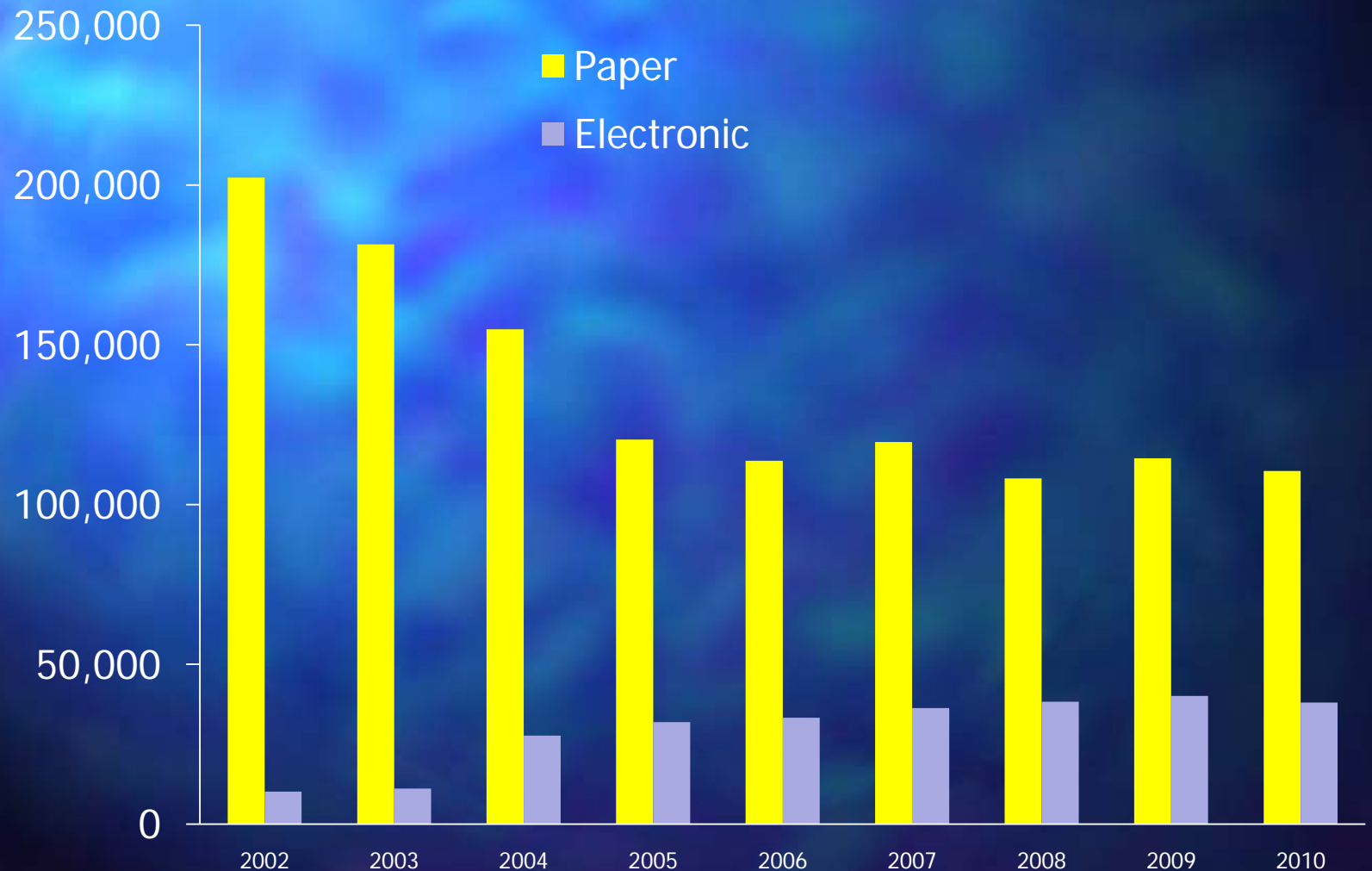
Monthly

Tracking
Landings

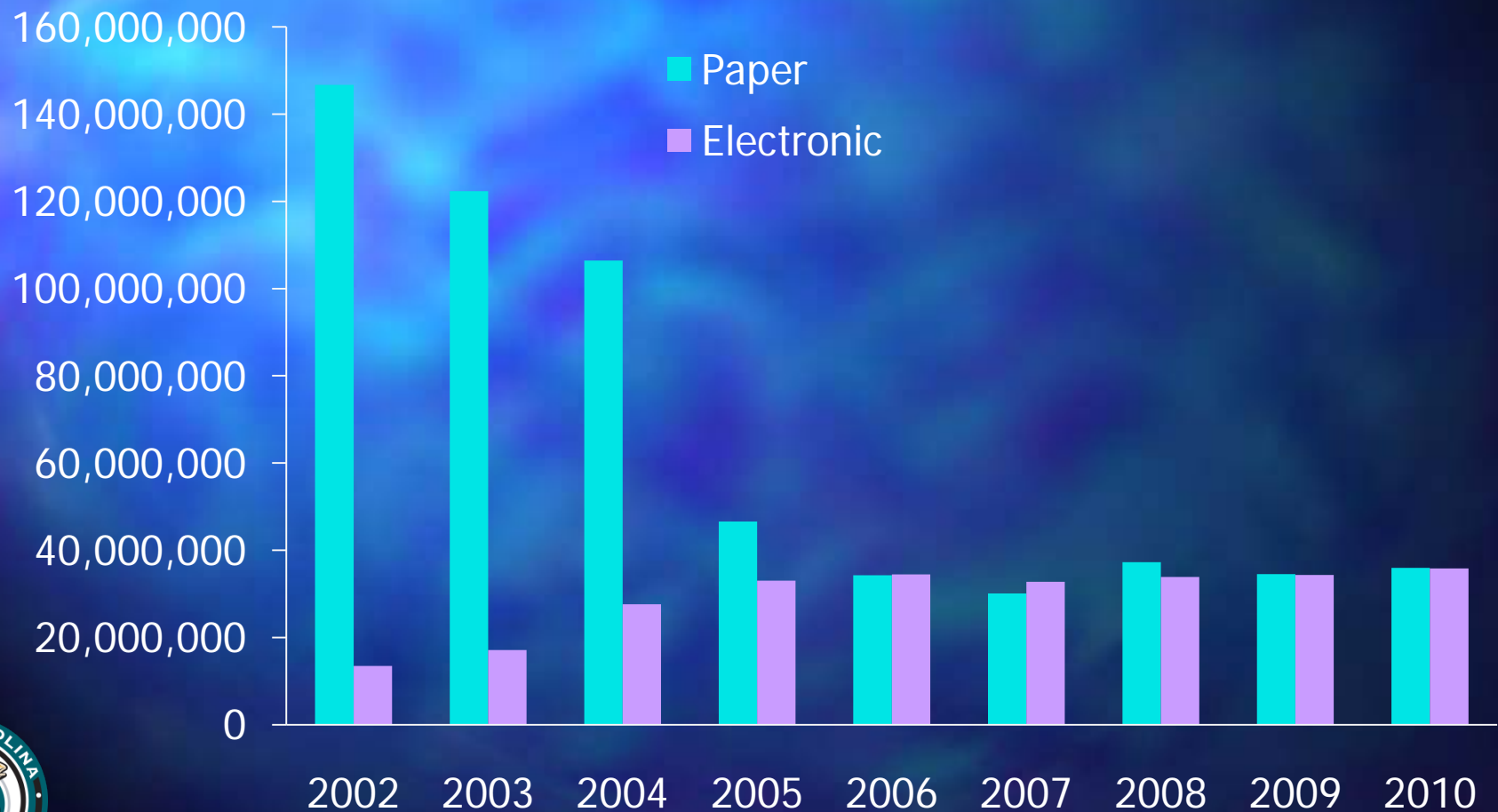
All fish and
shellfish



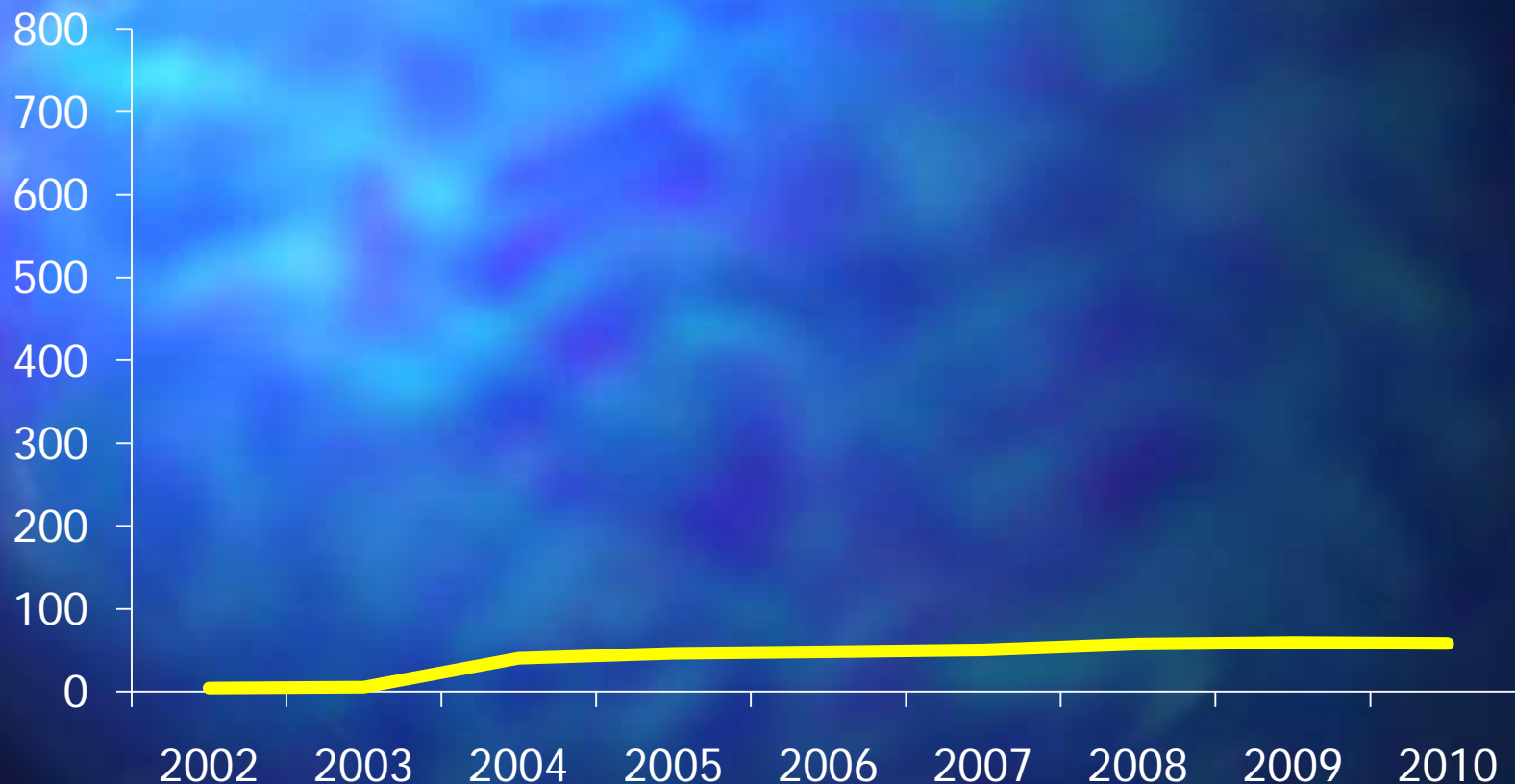
Number of Electronic Tickets versus Paper Tickets



Poundage Reported Electronically versus by Paper Tickets



Number of Dealers reporting electronically



Should it be mandatory for all 800 dealers?

Benefits

Faster data availability

Better detail

Postage and printing savings



Should it be mandatory for all 800 dealers?

Problems

Cost

Impacts to small businesses

DMF resource limitations

Data quality

Limitations on authority



Senate Bill 22

"An Act to limit new agency regulatory requirements that result in substantial additional costs"



Viable alternative

Make it mandatory for some but not all

*Example-Dealers reporting more than
10,000 pounds per year of finfish*

Captures 98% of finfish landings



Some other options

<u>Criteria</u>	<u>% of Landings</u>	<u># Dealers</u>
All dealers	100	664
>10,000 lbs all species	98	254
>25,000 lbs all species	96	172
>50,000 lbs all species	94	133
>100,000 lbs all species	90	89
All finfish dealers	100	369
>10,000 lbs finfish only	98	114*
>25,000 lbs finfish only	95	81
>50,000 lbs finfish only	94	59
>100,000 lbs finfish only	91	45

*preferred option, likely to fluctuate



Benefits to Alternative

- Reduced fiscal impact
 - Can implement with current software
 - No start up costs for web development or maintenance



Benefits to Alternative

- Reduced fiscal impact
 - Can implement with current software
 - No start up costs for web development or maintenance
- Reduced burden on dealers
 - No impact on crab, shrimp, clam and oyster dealers as well as small dealers and restaurants



Benefits to Alternative

- Reduced fiscal impact
 - Can implement with current software
 - No start up costs for web development or maintenance
- Reduced burden on dealers
 - No impact on crab, shrimp, clam and oyster dealers as well as small dealers and restaurants
- Reduced burden on DMF



Benefits to Alternative

- Reduced fiscal impact
 - Can implement with current software
 - No start up costs for web development or maintenance
- Reduced burden on dealers
 - No impact on crab, shrimp, clam and oyster dealers as well as most restaurants
- Reduced burden on DMF
- Can be used to effectively monitor quotas



Considerations

- Frequency of submissions
 - Monthly
 - Coincides with trip ticket reporting
 - Bimonthly
 - Coincides with NMFS SE reporting
 - Some effect on price reporting
 - Weekly
 - Coincides with NMFS NE reporting
 - Definite effect on price reporting
 - Most beneficial for quota monitoring
- Authority – rule development



Management Needs

Timeliness

- Monitoring quotas
- Adaptive management

Accuracy and detail

- Stock Assessments
- Economic Analyses and Economic Aid Programs
- Public Expectations
- Public Perceptions

For the most part we are meeting these needs with the current program

